



DYNACLAD® COLOR GUIDE



WHITE  
TSR = .71 SRI = 86



PUTTY  
TSR = .61 SRI = 73




SANDSTONE  
TSR = .55 SRI = 64




PATINA COPPER  
TSR = .47 SRI = 53



BRITE RED\*  
TSR = .43 SRI = 48



SLATE GREY  
TSR = .39 SRI = 43



DOVE GREY  
TSR = .38 SRI = 43



BEIGE  
TSR = .37 SRI = 40



TERRA COTTA  
TSR = .35 SRI = 37



MUSKET GREY  
TSR = .34 SRI = 36



SLATE BLUE  
TSR = .34 SRI = 36



STONE  
TSR = .33 SRI = 35



SEAPORT  
TSR = .32 SRI = 33



SPARTAN BRONZE  
TSR = .32 SRI = 33



CHARCOAL GREY  
TSR = .30 SRI = 31




CLASSIC BRONZE  
TSR = .29 SRI = 30



BURGUNDY  
TSR = .27 SRI = 29



BROWN  
TSR = .26 SRI = 26



COLONIAL RED  
TSR = .26 SRI = 26



DARK BRONZE  
TSR = .26 SRI = 26



HEMLOCK GREEN  
TSR = .26 SRI = 26



LEAF GREEN  
TSR = .26 SRI = 26



EVERGREEN  
TSR = .25 SRI = 24



ROYAL BLUE  
TSR = .25 SRI = 24



MATTE BLACK  
TSR = .25 SRI = 24



COBALT BLUE  
TSR = .19 SRI = 17



HARTFORD GREEN  
TSR = .09 SRI = 3



AGED COPPER  
TSR = .28 SRI = 28



METALLIC SILVER  
TSR = .48 SRI = 55



CHAMPAGNE  
TSR = .36 SRI = 39



METALLIC COPPER  
TSR = .35 SRI = 37



WEATHERED ZINC  
TSR = .27 SRI = 29

**METALLIC COLORS** CARRY AN UPCHARGE

Metallic Colors – Are directionally sensitive and therefore entire roof areas should be ordered at one time to ensure color uniformity. \*Brite Red has a clear coat and carries an upcharge.  
DMI Standard colors with a TSR of .25 or greater meet "Cool Color" criteria.

COLOR SAMPLES MAY VARY SLIGHTLY FROM ACTUAL MATERIAL

**CUSTOM COLORS ARE AVAILABLE**